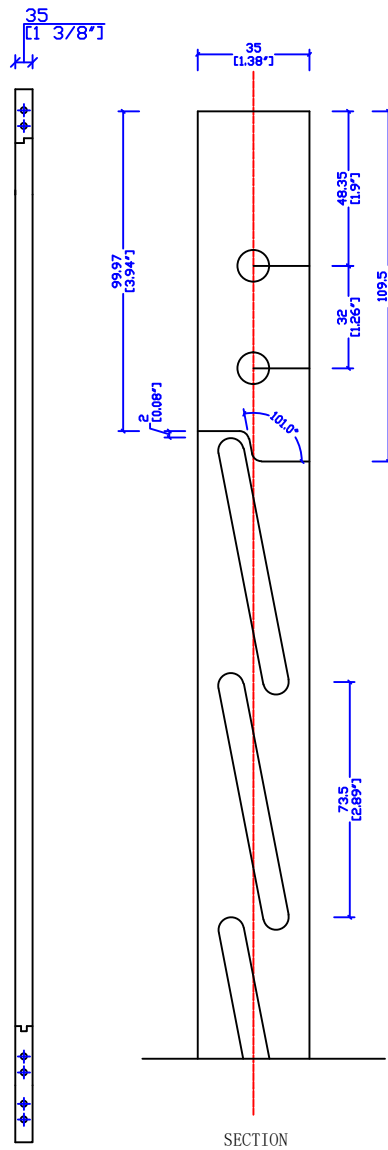
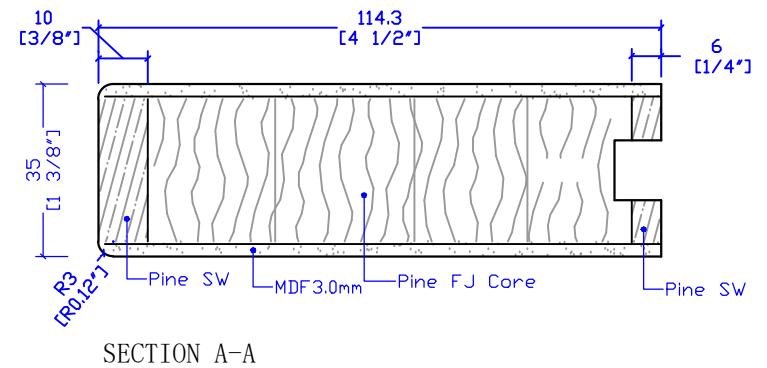
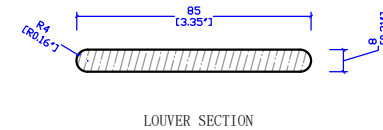


24 pcs Louver



SECTION

PANEL CONTROL DIMENSIONS				
DIM "A"	DIM "B"	Louver		
559 (1-10")	330.4 (12")	340 (13.37")	85 (3.35")	8 (0.31")
660 (2-2")	431.4 (17")	441 (17.37")	85 (3.35")	8 (0.31")
914 (3-0")	685.4 (27")	695 (27.37")	85 (3.35")	8 (0.31")



THIS DRAWING AND THE INFORMATION CONTAINED HEREIN IS PROPRIETARY TO TRIMLITE COMPANY AND SHALL NOT BE REPRODUCED, COPIED OR DISCLOSED IN WHOLE OR PART, OR USED FOR MANUFACTURE OR FOR ANY OTHER PURPOSE WITHOUT THE WRITTEN PERMISSION OF TRIMLITE COMPANY.				TITLE #8733FLL	
				1-3/8"x7-0"Pri	
				DRAWING NO. T-8733-84	
Rev. #	Description	Date	by Whom	LAYOUT 1/1	SCALE NTS
A		2021.4.9	Wang		DIMENSIONS ARE IN mm/[in "]
				DRAWN BY:	DATE

